

SWING

It moves in perfect harmony

Beautiful in design, fast and easy to open and tilt thanks to perfect weight balancing, Swing opens using a nautical pulley with a quick locking system. A practical tilting system also allows adjusting the parasols tilt according to the sun or to avoid obstacles below.

- Coverage of small to medium-sized spaces and terraces **up to 49** square meters
- High-quality materials and premium nautical finishes
- Available in single, double, triple, or quadruple retractable parasol versions on a single pole

USAGE OCCASIONS



POOLS AND BEACH RESORTS



HOTEL & RESORT



NAUTICAL




GARDENS & TERRACES



SKI & MOUNTAINS

FEATURES



The possibility to adjust the angle of the parasol relative to the base using a key



Self-balancing opening with stainless steel and carbon pulley system with locking mechanism (**EASY BLOCK**)



Quick release system (**EASYCLICK**) for easy maintenance of the ribs



High-strength aluminum alloy frame powder-coated with epoxy paint in standard White or Manganese color



Protected seams (**WATER SAFE**) that reduce water seepage from the stitches



Rib holder collars in nylon - stainless steel



Nylon arm-rib joints for greater strength and durability



Available **perimeter volant** of 25cm



Stainless steel bolts and nuts



Central pole in round aluminum with diameter 100 Mm



Premium **PVC** storage case



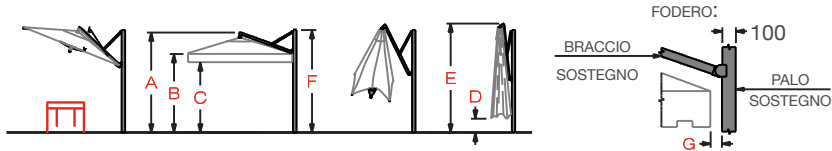
Curved profiles in **aluminum 6005** 30x15x2 Mm



Also **available tailor-made**

SWING

HEIGHT OPTIONS



FRAME COLOR



TYPE OF FABRIC



SUN

-ACR-



NAUTICAL HP

-RES-

SQUARED

			A	B	C	D	E	F	G
250		8 Ribs 6,25 Sqm SW250X250	320	235	210	121	320	320	8
300		8 Ribs 9 Sqm SW300X300	315	240	215	95	315	315	8
350		8 Ribs 12,25 Sqm SW350X350	320	235	210	72	337	320	8
400		8 Ribs 16 Sqm SW400X400	293	230	205	35	337	320	8

-BI- -MA-



RECTANGULAR

			A	B	C	D	E	F	G
200		8 Ribs 6 Sqm SW300X200	320	235	210	103	320	320	8
250		8 Ribs 7,5 Sqm SW300X250	300	240	215	110	320	320	8
250		8 Ribs 8,75 Sqm SW350X250	300	235	210	86	320	320	8
300		8 Ribs 10,50 Sqm SW350X300	320	235	210	87	335	320	8
250		8 Ribs 10 Sqm SW450X250	305	230	205	55	317	317	8
300		8 Ribs 12 Sqm SW400X300	320	235	210	60	328	320	8
250		8 Ribs 11,25 Sqm SW450X250	310	230	205	45	320	320	8
300		8 Ribs 13,5 Sqm SW450X300	320	240	215	50	337	320	8

-BI- -MA-



SUN

-ACR-

NAUTICAL HP

-RES-

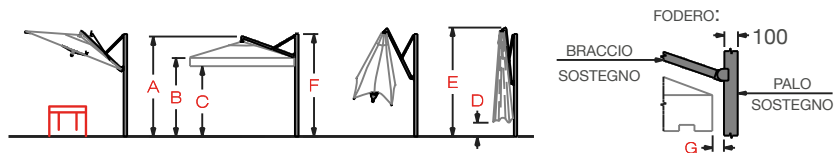


Jatetxea

Restaurant

Jatetxea

HEIGHT OPTIONS



FRAME COLOR



TYPE OF FABRIC



SUN

-ACR-



NAUTICAL HP

-RES-

DOPPI

	A	B	C	D	E	F	G
<p>8 Ribs 12,5 Sqm SWD500X250</p>	290	230	205	135	345	320	8
<p>8 Ribs 18 Sqm SWD600X300</p>	315	240	215	95	315	315	8
<p>8 Ribs 18 Sqm SWD600X300D</p>	315	235	210	104	336	320	8
<p>8 Ribs 24,5 Sqm SWD700X350</p>	320	235	210	72	337	320	8
<p>8 Ribs 24,5 Sqm SWD700X350D</p>	310	235	210	85	342	320	8

-BI- -MA-



QUADRUPLI

	A	B	C	D	E	F	G
<p>8 Ribs 25 Sqm SWQ500X500</p>	290	230	205	135	345	320	8
<p>8 Ribs 36 Sqm SWQ600X600</p>	315	235	210	104	330	320	8
<p>8 Ribs 49 Sqm SWQ700X700</p>	310	235	210	85	342	320	8

-BI- -MA-



SUN

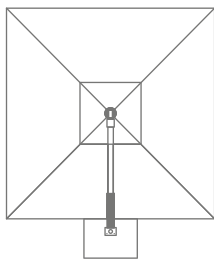
-ACR-

NAUTICAL HP

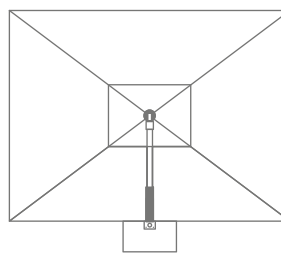
-RES-

| ALTERNATIVES FOR POSITIONING THE SUPPORT POLE

STANDARD CONFIGURATION

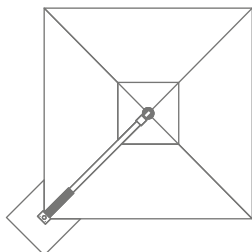


STANDARD CONFIGURATION



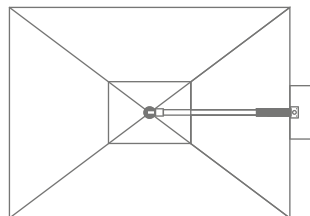
/ SUPPORT POLE ON THE LONG SIDE

**CONFIGURATION ON DIAGONAL
OPTIONAL ON REQUEST
CODE -CPD-**



/ NOT AVAILABLE ON RECTANGULAR SIZES

**SHORT SIDE CONFIGURATION
OPTIONAL ON REQUEST
CODE -CPLC- NO SUPPLEMENT PRICE**



/ SUPPORT POLE ON THE SHORT SIDE



Wood type frame color -LE-



CUSTOM SIZES

Custom sizes for square/ rectangular parasols

-CONUMA-



Frame RAL color -CO-



CUSTOM SHAPES

Parasols with irregular shapes

-CONUMAC-



Fabric colors not in the collection -SUPTES-



INCREASED HEIGHTS

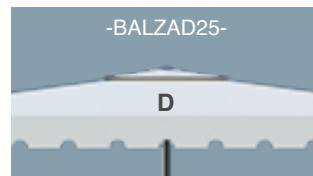
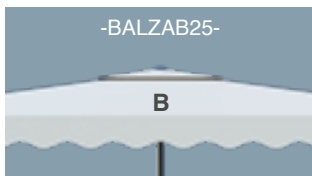
Parasol heights exceeding standard

-SUPALT-



Premium PVC Storage Case -FODPVC3-

I VOLANT



CLASSIC VOLANT VARIANTS

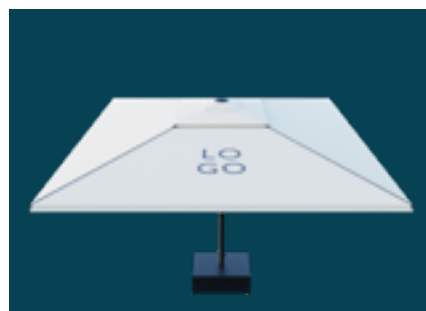
TRANSFER LETTERING ON VOLANT



MONOCHROME HEAT-SEALED
EXCLUDING GRAPHICS

	200 Cm	100 Cm
	25 Cm	25 Cm
	-SCLOGO200-	-SCLOGO100-

TRANSFERT LETTERING ON SEGMENT



MONOCHROME HEAT-SEALED
ON SEGMENT
(inevitable slight fabric wrinkles),
EXCLUDING GRAPHICS

	80 Cm
	80 Cm
	-SCLOGO8080-


COMPLEX AND/OR COLORED WRITINGS/LOGOS



GUTTER PREPARATION

With female Velcro hidden by fabric flap **OUTSIDE THE VOLANT.**

-APVELG-



SIDE WALLS PREPARATION

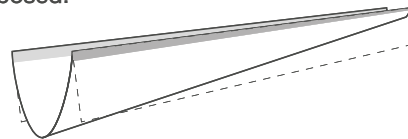
With female Velcro hidden by fabric flap **INSIDE THE VOLANT.**

-APVELP-



UNION GUTTER APPLIED WITH REMOVABLE ZIPPER AND VELCRO

Made of PVC, with slope, and applied externally to the skirts. Version with buckles available upon request for umbrellas not predisposed.

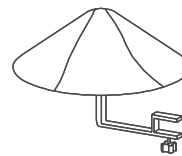


-GRO-



CENTRAL INTERSECTION CONE FOR 4 PARASOLS

Applied with bracket on a corner rib.



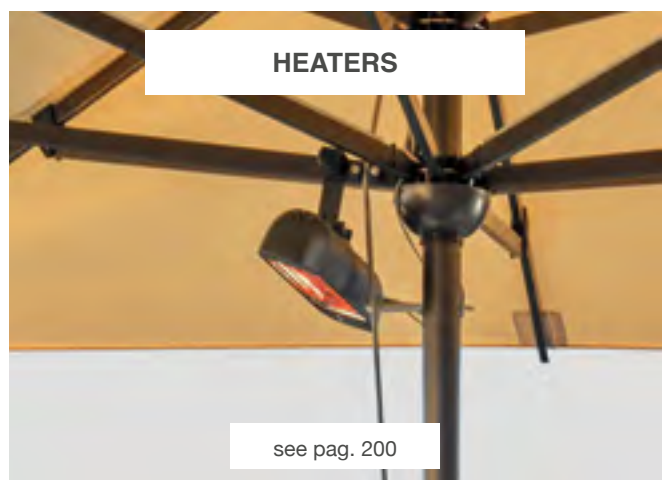
-CONO-

| WINTER EQUIPMENT

SIDE WALLS



HEATERS



SUPPORT BASES PER SWING SINGOLO

The base recommended in our price list takes into account the square meters of the parasol and a theoretical overturning coefficient of approximately 50 km/h with constant wind. Such recommendation does not constitute any guarantee by the manufacturer, as it is inde-





ed difficult to measure whether there are gusts in a specific location. Therefore, **it is always recommended to close the parasol in case of bad weather.** In particularly windy areas, we always advise securing the parasol to the ground.

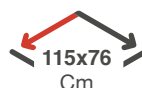
UP TO 10,5 SQM







BASE DECENTRATA



-  White
-BIS-
-  Manganese
-MAS-
-  Ral Selection
-COS-
-  Brown
-LES-







Galvanized and painted steel.
Designed to accommodate 10 washed stone PLATES.

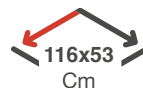
			
6 cm	+6 cm	22 kg	118x80 x8 Cm

CODE -BAP115765-




PLATES COVER CARTER



-  White
-BI-
-  Manganese
-MA-
-  Ral Selection
-CO-
-  Brown
-LE-

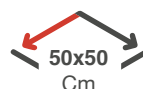


In painted aluminum.




		
22 cm	16 kg	120x55 x25 Cm

CODE -CAR116-

SET OF 10 PLATES



In washed stone





		
4 cm	210 kg	120x100 x33 Cm

CODE -LAS10X50-

OVER 10,5 SQM

SUPPORT BASE



-  White
-BI-
-  Manganese
-MA-
-  Ral Selection
-CO-
-  Brown
-LE-

115x104
Cm

In galvanized and painted steel,
prepared to accommodate 8 stone
PLATES.

6
cm

+6
cm





32
kg

 116x105
x8 Cm

CODE -BAP1151046-

PLATES COVER CARTER



-  White
-BI-
-  Manganese
-MA-
-  Ral Selection
-CO-
-  Brown
-LE-

51x51
Cm

Set of 4 cover plates for base
115x104

2
cm

12
kg

 53x53
x40 Cm

CODE -COPRLAS-

SET OF 8 PLATES



50x50
Cm

In washed stone

4
cm

160
kg

 120x100
x33 Cm

CODE -LAS8X50-

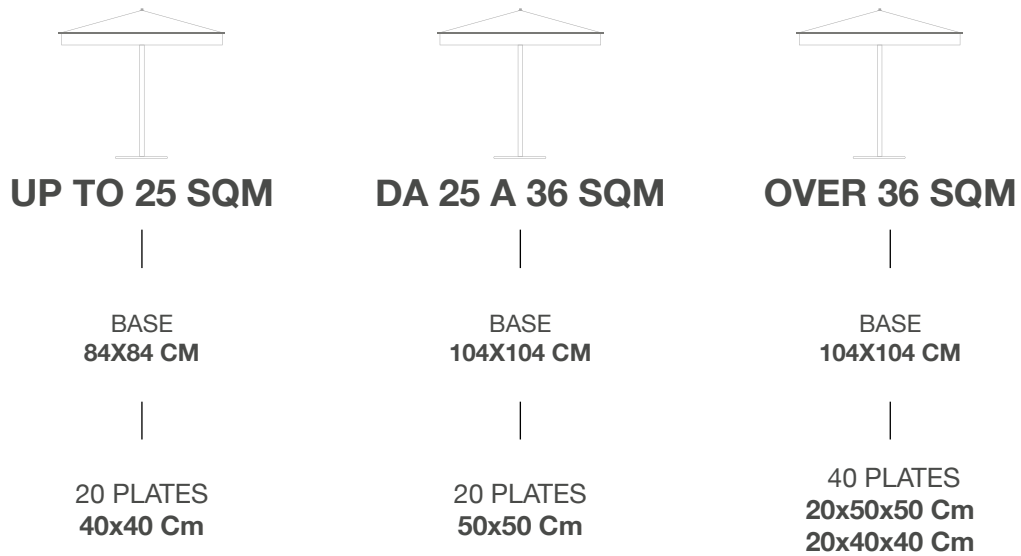
SEE ALSO 84X84 ARTICULATED SUPPORT BASE ON THE NEXT PAGE

SUPPORT BASES FOR DOUBLE/QUADRUPLE SWING

The base recommended in our price list takes into account the square meters of the parasol and a theoretical overturning coefficient of approximately 50 km/h with constant wind. Such recommendation does not constitute any guarantee by the manufacturer, as it is inde-

ed difficult to measure whether there are gusts in a specific location. Therefore, **it is always recommended to close the parasol in case of bad weather.** In particularly windy areas, we always advise securing the parasol to the ground.

BASE + PLATES CONFIGURATIONS



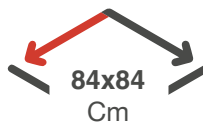
ARTICULATED SUPPORT BASE

Galvanized and painted steel





Articulated joint for easy installation and removal



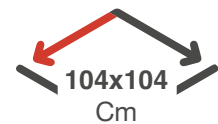
UP TO 25 SQM







CODE
-BAP838320-

	
23 Cm	+ 23 Cm
	
35 Kg	89x85 x26 Cm

OVER 25 SQM



CODE
-BAP10310320-

	
23 Cm	+ 23 Cm
	
45 Kg	109x105 x26 Cm

COLOR

-  White
-BIM-
-  Manganese
-MAM-
-  Ral Selection
-COM-
-  Brown
-LEM-

WASHED STONE PLATES



SET OF 20 PLATES

40x40 Cm	4 Cm	300 Kg	120x80 x33 Cm

CODE -LAS20X40-

FOR BASE 84X84 CM

SET OF 20 PLATES

50x50 Cm	4 Cm	420 Kg	120x100 x33 Cm

CODE -LAS20X50-

FOR BASE 104X104 CM

SET OF 40 PLATES

50x50+ 40x40 Cm	4 Cm	720 Kg	120x100 x66 Cm

CODE -LAS40X50-

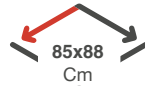
FOR BASE 104X104 CM
FOR PARASOL 700X700 CM

LOW FURNITURE - BASE COVER SEAT



- White -BI-
- Manganese -MA-
- Ral Selection -CO-
- Brown -LE-

FOR BASE 84X84

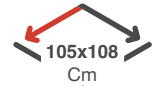


In powder-coated aluminum with rounded edges

38 cm	21 kg	89x85 x40 Cm

CODE -CAR85-

FOR BASE 104X104



38 cm	28 kg	109x105 x40 Cm

CODE -CAR105-

PALLET TRUCK

Base prepared for movement with a pallet truck. (Pallet truck not included)



+ 23+10 Cm	+ 5 Kg

CODE -SUPTRANS-

WHEELS SET

Preparation of bases for moving parasols up to 25sqm with wheels.



+23+13 Cm	4 Kg

CODE -WHEELS2-

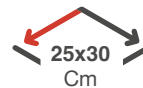
FIXING BASES

THE USE OF ANCHOR BLOCKS presupposes a careful evaluation of the conditions of the surface to be drilled. We strongly recommend carrying out core drilling beforehand to check the presence and thickness of uncracked concrete.

We do not recommend fixing with anchors on other types of surfaces such as asphalt, pavé, on terraces, garage floors, etc. even if helped by the chemist. Check the absence of electrical cable pipes or insulating sheaths in the ground before drilling.

JOINTED BASE FOR STANDARD FIXING

- White
-BI-
- Manganese
-MA-
- Ral Selection
-CO-
- Brown
-LE-



In galvanized and painted steel.
Plugs from 10 to 12 mm of variable length (not supplied).

35
cm

+1
cm

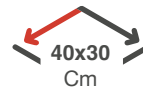

8
kg

33x27
x40 Cm

CODE -BFP2530-

COVER CASE FOR ARTICULATED BASE

- White
-BI-
- Manganese
-MA-
- Ral Selection
-CO-
- Brown
-LE-



For standard fixing base.
Necessary if you purchase bot-
tom-powered LEDs.

6
cm

3
kg

33x22
x10 Cm

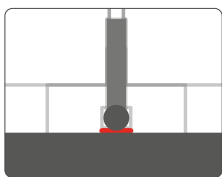
CODE -CAR40-

PAIR OF BRACKETS FOR WALL FIXING

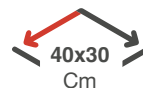
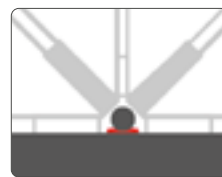
- White
-BI-
- Manganese
-MA-
- Ral Selection
-CO-
- Brown
-LE-



STANDARD
CONFIGURATION
CODE - SSTAFLA -



CONFIGURATION
ON DIAGONAL
CODE - SSTAFLAN -



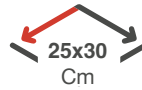
In painted
stainless steel

6
cm

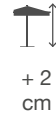
3
kg

33x22
x10 Cm

3-COMPONENT BURIED SET



In painted steel.
Base for core drilling





CODE -BACRT3-

SET OF 6 ANCHOR BOLTS

THE USE OF ANCHOR BOLTS embedded in non-cracked concrete casting is always the optimal solution. It is recommended to create a plinth proportionate to the size of the parasol.

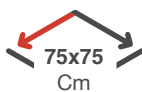



To be embedded in a non-cracked concrete casting of variable dimensions depending on the size of the parasol and the installation site for an articulated base for fixing to the floor

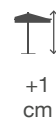
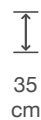

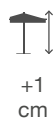
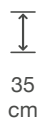
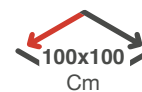


CODE -TIRM6-

FIXING PLATE WITH WOODEN PLATFORM/LOWER CAST




In **galvanized and painted steel** with 10 to 12 mm
dowels of variable length **not supplied.**
Articulated base not included



CODE -BAPI75ZFP-

CODE -BAPI100ZFP-



The LEDs we use are Made In Italy and compliant with the Ecodesign 2021 directives



/ 100 cm LED bars in anodized aluminum



/ IP/67 Waterproof 24V power supply



/ Warm light selected 2700 K
On request: cold light or RGB light kit (color change - 24 V)



/ IP65 Waterproof 24 V 14 W/Mt



/ Wi-Fi receiver with remote control, batteries, and dimmer (light intensity adjustment)



/ Connector socket and plug 3p
Screw D5-12 IP66/IP68

*The length of the LED bars may be shorter for certain parasol sizes.

MADE IN ITALY

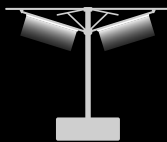
/ POSITIONING



/ TOWARDS THE CANOPY

Recommended for a greater scenic effect on light-colored fabric.

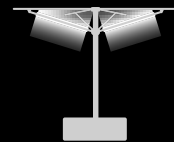
STANDARD - LEDUP -



/ DOWNWARD

Recommended for greater illumination on the floor area.

STANDARD - LEDDOWN -

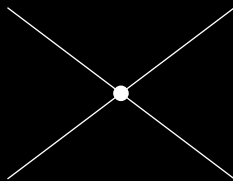


/ TOWARDS THE CANOPY + DOWNWARD

Independent lighting/intensity adjustment for above and below.

NOT -STANDARD - LEDMIX -

4 BARS



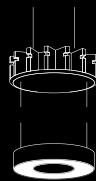
POWER SUPPLY
(180x110x30 Mm)
Qty: 1, 60 Watt

CONSUMPTION
2.4 A

POWER
57.6 W

- VLD4X10060 -

LAMPADA LED



POWER SUPPLY
(140x30x20 Mm)
Qty: 1, 18 Watt IP/67

CONSUMPTION
0.7 A

POWER
16 W

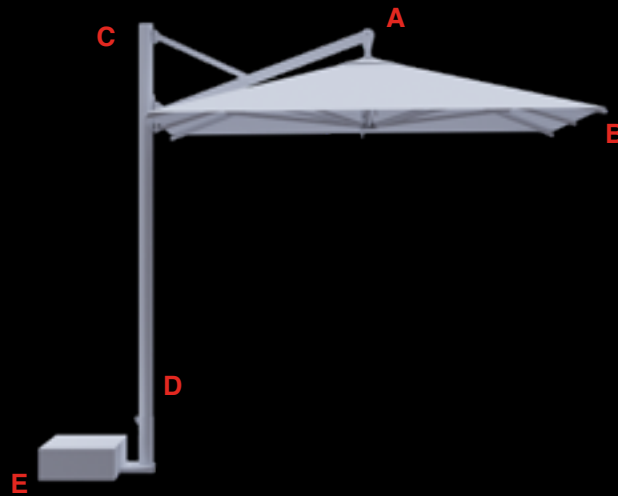
- LALED -

In anodized aluminum integrated into the central collar of the parasol



RGB LED ADD-ON INFORMATION AND TECHNICAL DATA SHEET AVAILABLE UPON REQUEST

/ POWER SUPPLY




A - FROM THE TOP



If the cable is coming from a wall of the room, the parasol can be opened and closed without unplugging the power plug.

-ALCAP-

B - FROM THE RIB



Power supply from one of the slats of the parasol (it is necessary to indicate which slat the power cable will come from).

-ALSTE-

ATTENTION! To close the parasol it will be necessary to unhook the power plug.

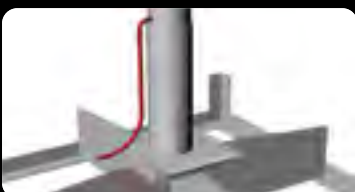
C - POLE ABOVE



In case of cable coming from a room wall. The parasol can be opened and closed without unhooking the power plug.

-ALSUPALL-

D - POLE ABOVE BASE



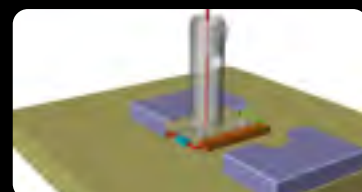
If the cable is coming from the floor, the parasol can be opened and closed without unplugging the power plug.

-ALPALU-

E - POLE UNDER BASE




Aesthetically better solution as long as there is space to carry out the wiring underneath the flooring (e.g. floating floors, platforms or wells). The parasol can be opened and closed without unplugging the power plug.



-ALPALD-

/ BATTERY-POWERED LED LIGHTING SYSTEM



4X LED BARS

1X CONNECTOR CABLE

1X BATTERY

1X BATTERY CHARGER

1X REMOTRE CONTROL



KIT LED



The LEDs we use are **MADE IN ITALY** and comply with the 2021 Ecodesign directives.

It's a complete and practical lighting system that can be easily installed on the parasol pole using two Velcros and can be removed at any time. It has a maximum duration of over 8 hours.



1x
Battery



Protection:
IP51



Warm White
2700k



Power supply
18 V



Led power
15 Watt

BATTERY-POWERED LED KIT 75CM

-LEDBAT750-

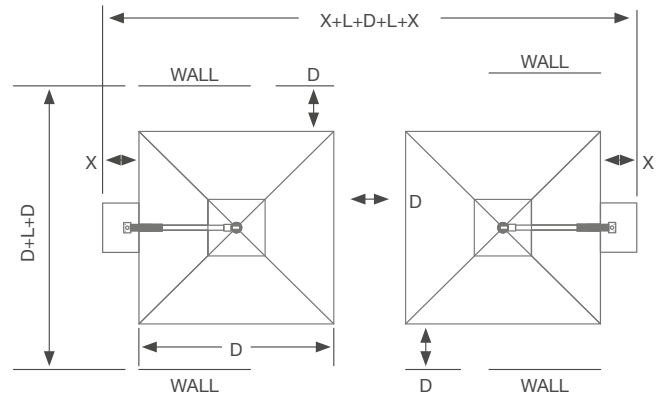
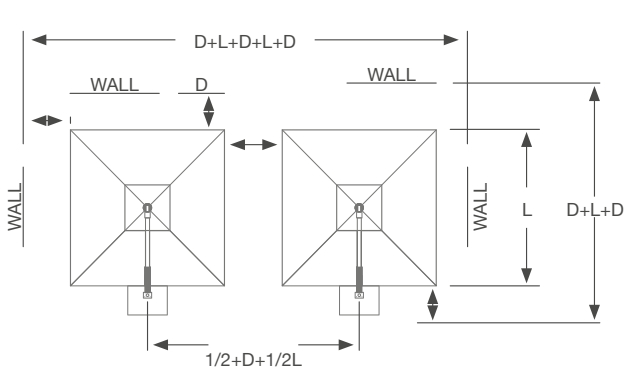
— LEGEND —

L = parasol side
 1/2 L = half parasol side
 D = Distance from walls/other elements
 ⚠ MINIMUM 8 CM ⚠

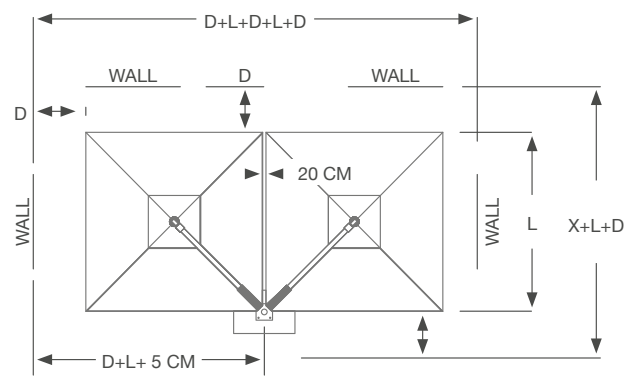
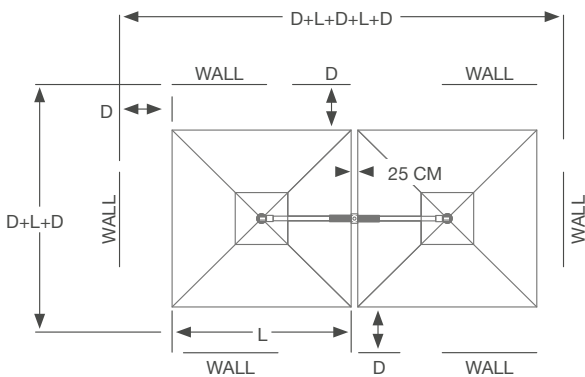
-X- BASE DIMENSIONS BEYOND THE PARASOL SIDE

SUPPORT BASE 84x84x23	55 Cm
SUPPORT BASE 104x104x23	65 Cm
SUPPORT BASE 115X104X6	63 Cm / 44 Cm
SUPPORT BASE 115x76x5	18 Cm / 81 Cm
JOINTED BASE 25X30X1	23 Cm

— SINGOL —



— DOUBLE —



— PACKAGING —

PARASOL OPEN SIZE (Cm)	N° RIBS	WEIGHT (Kg)	PACKAGE DIMENSIONS	
SQUARED				
250x250	8	41	Cm 350x50x50	Kg 11,5
300x300	8	44	Cm 350x50x50	Kg 11,5
350x350	8	49	Cm 350x50x50	Kg 11,5
400x400	8	53	Cm 350x50x50	Kg 11,5
RECTANGULAR				
300x200	8	40	Cm 350x50x50	Kg 11,5
300x250	8	42	Cm 350x50x50	Kg 11,5
350x250	8	44	Cm 350x50x50	Kg 11,5
350x300	8	47	Cm 350x50x50	Kg 11,5
400x250	8	46	Cm 350x50x50	Kg 11,5
400x300	8	48	Cm 350x50x50	Kg 11,5
450x250	8	48	Cm 350x50x50	Kg 11,5
450x300	8	53	Cm 350x50x50	Kg 11,4
CON PALO IN CONFIGURAZIONE DIAGONALE				
250x250	8	41	Cm 350x50x50	Kg 11,5
300x300	8	44	Cm 350x50x50	Kg 11,5
350x350	8	49	Cm 350x50x50	Kg 11,5

**Weights are indicative and exclude base and packaging.
Packaging weights and dimensions may vary without notice.**

High-quality reinforced cardboard boxes with 2/3 layers.

