

PENSILE

The fashionable technician

Parasol with a minimalist and refined design suitable for modern settings, exclusive environments, and fashion-forward spaces. Pensile is a fixed, swiveling side pole parasol that, thanks to its lightweight design, feels at home both by the poolside and in urban settings.

- Coverage for small and medium-sized spaces and terraces **up to 16** square meters
- Practical and functional
- Simple yet professional

USAGE OCCASIONS



BAR & ICECREAM SHOPS



HOTEL & RESORT



GARDENS & TERRACES



RESTAURANTS & FAST FOOD



POOLS AND BEACH RESORTS



CATERING & BANQUETTING



SKI & MOUNTAINS

FEATURES



Possibility to rotate the parasol 360° with locking mechanisms via knobs.



Crank opening with winch and **stainless steel** cable.



Quick release system (**EASYCLICK**) for the ribs for easy maintenance.



High-strength aluminum alloy frame, powder-coated with standard white or manganese color.



Protected seams (**WATER SAFE**) that reduce water seepage from the stitches.



Rib holder collars in **nylon** - **stainless steel** - **painting aluminum**



Nylon arm-rib joints for greater strength and durability



Available **perimeter volant** of 25cm



Stainless steel bolts and nuts



Central pole in square **aluminum** 95x95x2.5 mm



Premium **PVC** storage case



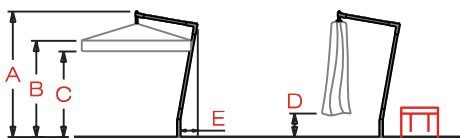
Curved profiles in **aluminum 6005** 30x15x2 Mm



Also **available tailor-made**

PENSILE WITH INCLINED POLE

HEIGHT OPTIONS



SQUARED

		A	B	C	D	E
250	8 Ribs 6,25 Sqm PE250X250	294	224	199	93	43
300	8 Ribs 9 Sqm PE300X300	315	235	210	73	43
350	8 Ribs 12,25 Sqm PE350X350	325	245	220	64	43
400	8 Ribs 16 Sqm PE400X400	337	267	242	28	43

RECTANGULAR

		A	B	C	D	E
200	8 Ribs 6 Sqm PE300X200	305	238	213	99	43
300	8 Ribs 12 Sqm PE400X300	328	247	222	50	43

FRAME COLOR



-BI- -MA-



TYPE OF FABRIC



SUN

-ACR-



NAUTICAL HP

-RES-



SUN

NAUTICAL HP

-ACR-

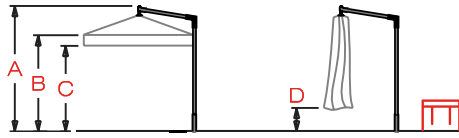
-RES-

-BI- -MA-



PENSILE WITH STRAIGHT POLE

HEIGHT OPTIONS



SQUARED

		A	B	C	D
250	8 Ribs 6,25 Sqm PED250X250	294	224	199	93
300	8 Ribs 9 Sqm PED300X300	315	235	210	73
350	8 Ribs 12,25 Sqm PED350X350	325	245	220	64
400	8 Ribs 16 Sqm PED400X400	337	267	242	28

RECTANGULAR

		A	B	C	D
200	8 Ribs 6 Sqm PED300X200	305	238	213	99
300	8 Ribs 12 Sqm PED400X300	328	247	222	50

FRAME COLOR



-BI- -MA-



TYPE OF FABRIC



SUN

-ACR-



NAUTICAL HP

-RES-



SUN

-ACR-



NAUTICAL HP

-RES-



Frame RAL color -CO-



CUSTOM SIZES

Custom sizes for square/ rectangular parasols

-CONUPE-



Fabric colors not in the collection -SUPTES-



CUSTOM SHAPES

Parasols with irregular shapes

-CONUPEC-



Premium PVC Storage Case -FODPVC1-

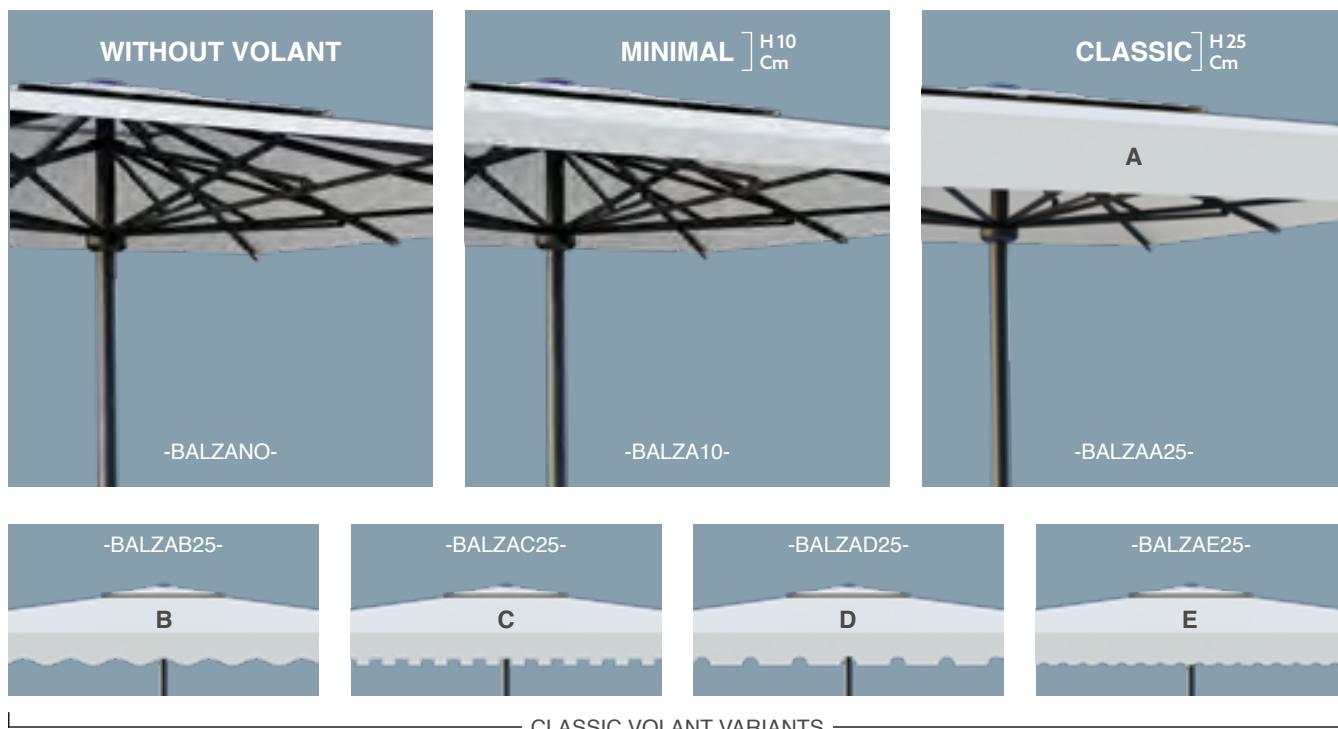


INCREASED HEIGHTS

Parasol heights exceeding standard

-SUPALT-

I VOLANT



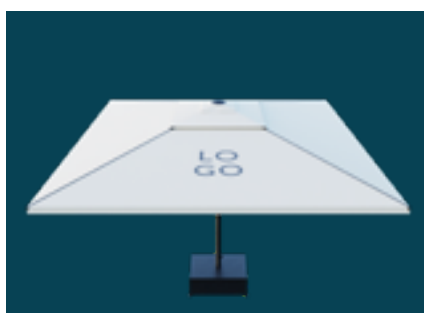
TRANSFER LETTERING ON VOLANT



MONOCHROME HEAT-SEALED
EXCLUDING GRAPHICS

	200 Cm	100 Cm
	25 Cm	25 Cm
	-SCLOGO200-	-SCLOGO100-

TRANSFERT LETTERING ON SEGMENT



MONOCHROME HEAT-SEALED
ON SEGMENT
(inevitable slight fabric wrinkles),
EXCLUDING GRAPHICS

	80 Cm
	80 Cm
	-SCLOGO8080-


COMPLEX AND/OR COLORED WRITINGS/LOGOS



GUTTER PREPARATION

With female Velcro hidden by fabric flap **OUTSIDE THE VOLANT.**

-APVELG-



SIDE WALLS PREPARATION

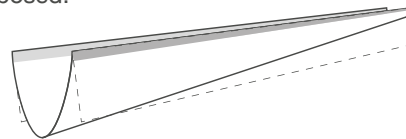
With female Velcro hidden by fabric flap **INSIDE THE VOLANT.**

-APVELP-



UNION GUTTER APPLIED WITH REMOVABLE ZIPPER AND VELCRO

Made of PVC, with slope, and applied externally to the skirts. Version with buckles available upon request for umbrellas not predisposed.

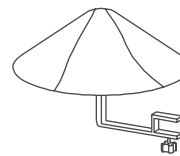


-GRO-



CENTRAL INTERSECTION CONE FOR 4 PARASOLS

Applied with bracket on a corner rib.



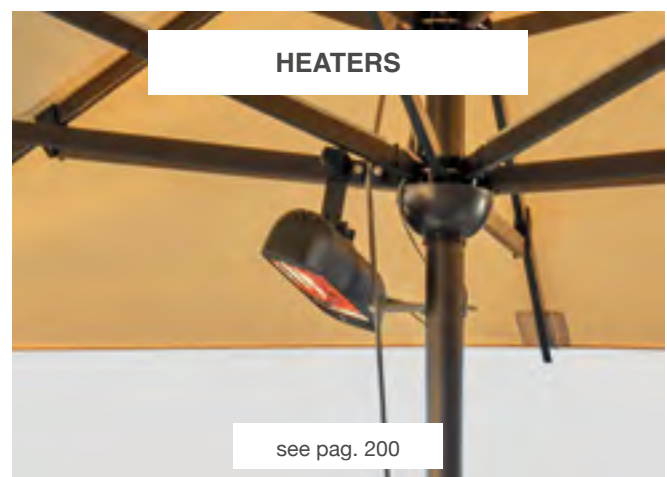
-CONO-

| WINTER EQUIPMENT

SIDE WALLS



HEATERS



SUPPORT BASES




The base recommended in our price list takes into account the square meters of the parasol and a theoretical overturning coefficient of approximately 50 km/h with constant wind. Such recommendation does not constitute any guarantee by the manufacturer, as it is inde-

ed difficult to measure whether there are gusts in a specific location. Therefore, **it is always recommended to close the parasol in case of bad weather.** In particularly windy areas, we always advise securing the parasol to the ground.







OFF-CENTERED BASE



-  White
-BI-
-  Manganese
-MA-
-  Ral Selection
-CO-






Galvanized and painted steel. Designed to accommodate **10 washed stone PLATES.**

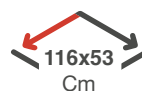
			
6 cm	+6 cm	22 kg	118x80 x8 Cm

CODE -BAP115765-




PLATES COVER CARTER



-  White
-BI-
-  Manganese
-MA-
-  Ral Selection
-CO-

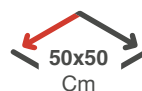


In painted aluminum.




		
22 cm	16 kg	120x55 x25 Cm

CODE -CAR116-

SET OF 10 PLATES



In washed stone




		
4 cm	210 kg	120z100 x33 Cm


CODE -LAS10X50-

OVER 12 SQM


GROUND BASE




-  White
-BIP-
-  Manganese
-MAP-
-  Ral Selection
-COP-


115x104
Cm

In galvanized and painted steel,
prepared to accommodate 8 stone
PLATES.


6
cm


+6
cm





32
kg



116x105
x8 Cm

CODE -BAP1151045-


PLATES COVER CARTER



-  White
-BI-
-  Manganese
-MA-
-  Ral Selection
-CO-


51x51
Cm

Set of 4 cover plates for base
115x104


2
cm



12
kg


53x53
x40 Cm

CODE -COPRLAS-

SET OF 8 PLATES




50x50
Cm

In washed stone


4
cm


160
kg


120x100
x33 Cm

CODE -LAS8X50-

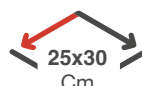
FIXING BASES

THE USE OF ANCHOR BLOCKS presupposes a careful evaluation of the conditions of the surface to be drilled. We strongly recommend carrying out core drilling beforehand to check the presence and thickness of uncracked concrete.

We do not recommend fixing with anchors on other types of surfaces such as asphalt, pavé, on terraces, garage floors, etc. even if helped by the chemist. Check the absence of electrical cable pipes or insulating sheaths in the ground before drilling.

JOINTED BASE FOR STANDARD FIXING

- 
 White
-BI-
- 
 Manganese
-MA-
- 
 Ral Selection
-CO-



In galvanized and painted steel.
Plugs from 10 to 12 mm of variable length (not supplied).

23
cm

+7
cm

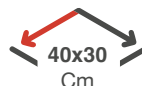
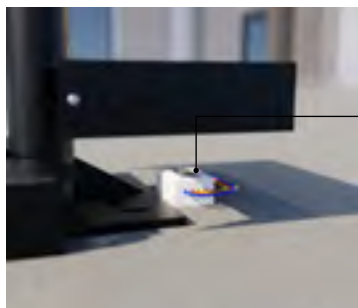
8
kg

33x27
x40 Cm

CODE -BFP25308-

COVER CARTER FOR ARTICULATED BASE

- 
 White
-BI-
- 
 Manganese
-MA-
- 
 Ral Selection
-CO-



For standard fixing base.
Necessary if you purchase bot-
tom-powered LEDs.

6
cm

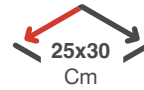
3
kg

33x22
x10 Cm

CODE -CAR40-



3-COMPONENT EARTHENWARE SET



In painted steel.
Base for core drilling



+ 2
cm



12
kg



33x30
x42 Cm

CODE -BACRT3-

SET OF 6 GROUND ANCHORS

THE USE OF GROUND ANCHORS embedded in a pour of non-cracked concrete is always the optimal solution. It is recommended to create a pedestal proportionate to the size of the parasol.



To be embedded in a non-cracked concrete casting of variable dimensions depending on the size of the parasol and the installation site for an articulated base for fixing to the floor



12
mm



45
cm



5
kg



30x50
x5 Cm

CODE -TIRM6-





The LEDs we use are Made In Italy and compliant with the Ecodesign 2021 directives



/ 100 cm LED bars in anodized aluminum



/ IP/67 Waterproof 24V power supply



/ Warm light selected 2700 K
On request: cold light or RGB light kit (color change - 24 V)



/ IP65 Waterproof 24 V 14 W/Mt



/ Wi-Fi receiver with remote control, batteries, and dimmer (light intensity adjustment)



/ Connector socket and plug 3p
Screw D5-12 IP66/IP68

*The length of the LED bars may be shorter for certain parasol sizes.

MADE IN ITALY

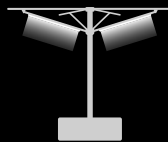
/ POSITIONING



/ TOWARDS THE CANOPY

Recommended for a greater scenic effect on light-colored fabric.

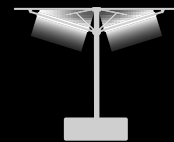
STANDARD - LEDUP -



/ DOWNWARD

Recommended for greater illumination on the floor area.

STANDARD - LEDDOWN -

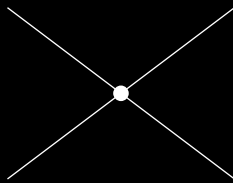


/ TOWARDS THE CANOPY + DOWNWARD

Independent lighting/intensity adjustment for above and below.

NOT- STANDARD - LEDMIX -

4 BARS



POWER SUPPLY
(180x110x30 Mm)
Qty: 1, 60 Watt

CONSUMPTION
2.4 A

POWER
57.6 W

- VLD4X10060 -

LED LAMP



POWER SUPPLY
(140x30x20 Mm)
Qty: 1, 18 Watt IP/67

CONSUMPTION
0.7 A

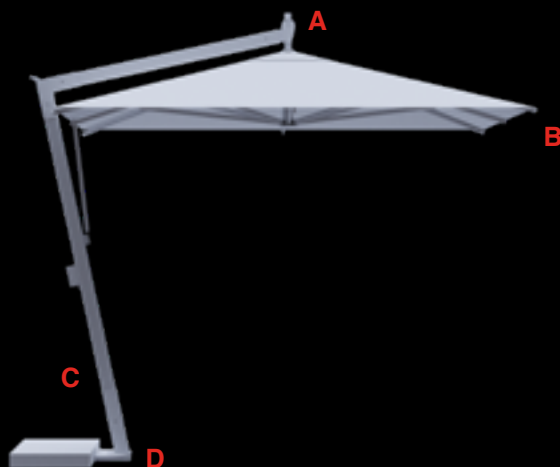
POWER
16 W

- LALED -



RGB LED ADD-ON INFORMATION AND TECHNICAL DATA SHEET AVAILABLE UPON REQUEST

/ POWER SUPPLY




A - FROM THE TOP



If the cable is coming from a wall of the room, the parasol can be opened and closed without unplugging the power plug.

-ALCAP-

B - FROM THE RIB



Power supply from one of the slats of the parasol (it is necessary to indicate which slat the power cable will come from).

-ALSTE-

ATTENTION! To close the parasol it will be necessary to unhook the power plug.

C - POLE ABOVE BASE



If the cable is coming from the floor, the parasol can be opened and closed without unplugging the power plug.

-ALPALU-

/ LED BATTERY-POWERED LIGHTING SYSTEM

4X LED BARS

1X CONNECTOR CABLE

1X BATTERY

1X BATTERY CHARGER

1X REMOTRE CONTROL



KIT LED



The LEDs we use are **MADE IN ITALY** and comply with the 2021 Ecodesign directives.

It's a complete and practical lighting system that can be easily installed on the parasol pole using two Velcros and can be removed at any time. It has a maximum duration of over 8 hours.



1x
Battery



Protection:
IP51



Warm White
2700k



Power supply
18 V



Led power
15 Watt

BATTERY-POWERED LED KIT 75CM

-LEDBAT750-

I -X- BASE DIMENSIONS BEYOND THE PARASOL SIDE

— LEGEND —

D = Distance from walls/other elements

⚠ MINIMUM 8 CM ⚠

SUPPORT BASE 115X76X5

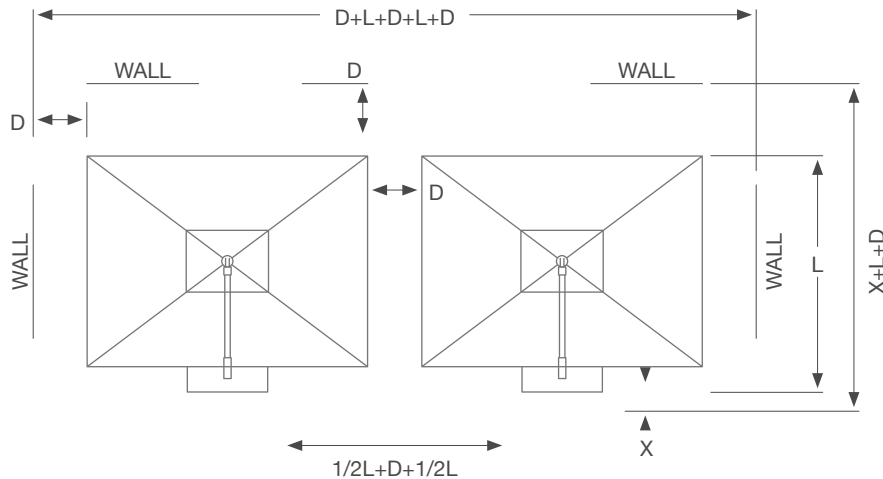
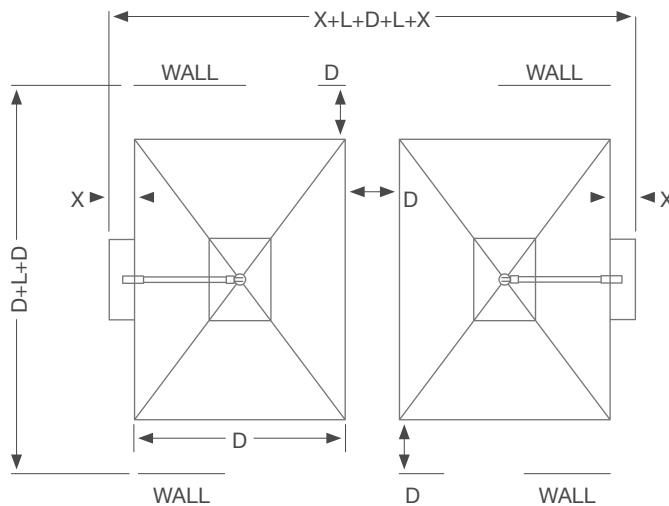
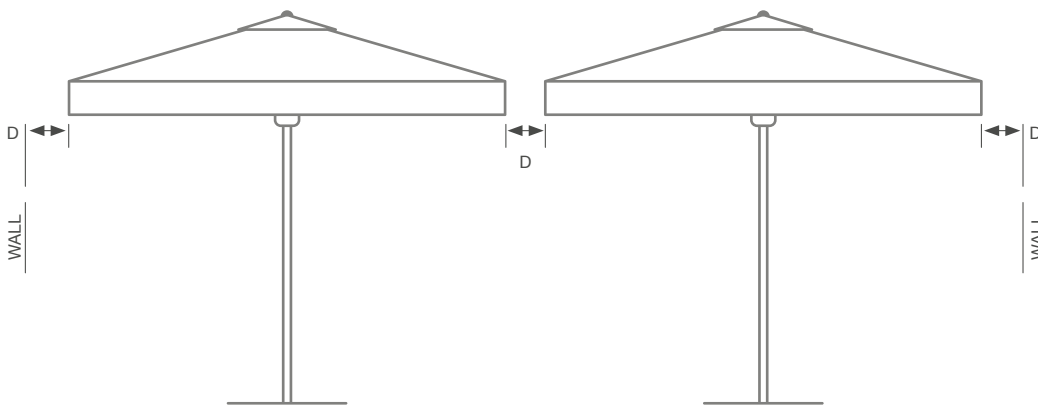
66 CM
CENTRAL FIXING 47 CM

SUPPORT BASE 115X104X6

INTERNAL SIDE BASE 28 CM
EXTERNAL SIDE BASE 66 CM

JOINTED BASE 25X30X1

23 CM



— PACKAGING —

PARASOL OPEN SIZE (Cm)	N° RIBS	WEIGHT (Kg)	PACKAGE DIMENSIONS	
SQUARED				
250x250	8	35	Cm 300x50x50	Kg 10
300x300	8	38	Cm 300x50x50	Kg 10
350x350	8	41	Cm 350x50x50	Kg 11,5
400x400	8	45	Cm 350x50x50	Kg 11,5
RECTANGULAR				
300x200	8	36	Cm 350x50x50	Kg 10
400x300	8	41	Cm 350x50x50	Kg 11,5

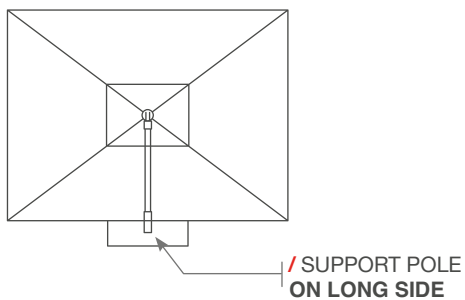
**Weights are indicative and exclude base and packaging.
Packaging weights and dimensions may vary without notice.**

High-quality reinforced cardboard boxes with 2/3 layers.



| ALTERNATIVE POSITIONING OPTIONS FOR PARASOL SUPPORT POLE

STANDARD CONFIGURATION



OPTIONAL SHORT SIDE CONFIGURATION
AVAILABLE UPON REQUEST (UP TO 400 CM)
CODE - CPLC- € 150

