

# PENSILE RETRATTILE

*Three in one*

Retractable, tiltable, and 360° swiveling: Pensile Retrattile is a high-tech side pole parasol with a clean and youthful design that brings soul and vitality to outdoor spaces.

- Coverage for small to medium-sized spaces and terraces **up to 16 square meters**

- Practical and functional

- Simple yet professional

## USAGE OCCASIONS



**BAR & ICECREAM SHOPS**



**HOTEL & RESORT**



**GARDENS & TERRACES**



**RESTAURANTS & FAST FOOD**



**POOLS AND BEACH RESORTS**



**CATERING & BANQUETTING**



**SKI & MOUNTAINS**

## FEATURES



The possibility to rotate the parasol 360° with locking via knobs



Crank opening with winch and **stainless steel** cable



Quick release system (**EASYCLICK**) for easy maintenance of the ribs




**High-strength aluminum** alloy frame powder-coated with epoxy paint in standard White or Manganese color



Cuciture protette (**WATER SAFE**) che riducono il trafilemento d'acqua dalle cuciture



Collani porta Ribs in **nylon - inox - alluminio verniciato**



Arm-rib joints in nylon for increased strength and durability



Available volant of 25cm



**Stainless steel** bolts and nuts



**Square aluminum central pole** 95x95x2.5 mm



**PVC premium storage case**



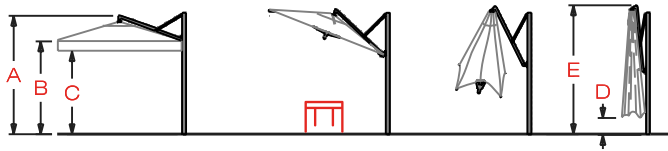
Curved profiles in **aluminum 6005** 30x15x2 Mm



Also available **tailor-made**

# PENSILE RETRATTILE

## HEIGHT OPTIONS



### SQUARED

		A	B	C	D	E
	8 Ribs 6,25 Sqm PER250X250	315	239	214	115	327
	8 Ribs 9 Sqm PER300X300	300	235	210	94	342
	8 Ribs 12,25 Sqm PER350X350	310	235	210	54	353
	8 Ribs 16 Sqm PER400X400	327	252	227	48	363

### RECTANGULAR

		A	B	C	D	E
	8 Ribs 6 Sqm PER300X200	305	230	105	100	311
	8 Ribs 7,5 Sqm PER300X250	315	239	214	99	327
	8 Ribs 10,5 Sqm PER350X300	315	257	232	102	362
	8 Ribs 12 Sqm PER400X300	320	238	213	60	340

## FRAME COLOR



-BI- -MA-



## TYPE OF FABRIC



SUN

-ACR-



NAUTICAL HP

-RES-



SUN

-ACR-



NAUTICAL HP

-RES-



Frame RAL color

-CO-



Fabric colors not in the collection

-SUPTESS-



Premium PVC Storage Case

-FODPVC1-



### CUSTOM SIZES

Custom sizes for square/ rectangular parasols

-CONUPE-



### CUSTOM SHAPES

Parasols with irregular shapes

-CONUPE2C-



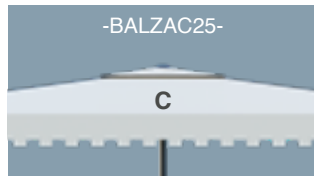
### INCREASED HEIGHTS

Parasol heights exceeding standard

-SUPALT-



I VOLANT



CLASSIC VOLANT VARIANTS

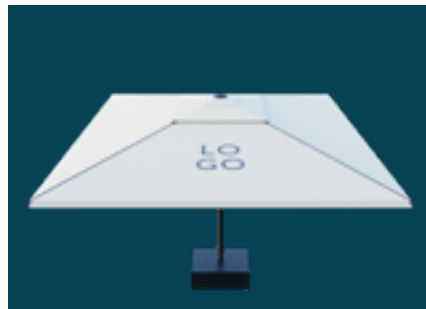
TRANSFER LETTERING ON VOLANT



MONOCHROME HEAT-SEALED  
EXCLUDING GRAPHICS

	200 Cm	100 Cm
	25 Cm	25 Cm
	-SCLOGO200-	-SCLOGO100-

TRANSFERT LETTERING ON SEGMENT



MONOCHROME HEAT-SEALED  
ON SEGMENT  
(inevitable slight fabric wrinkles),  
EXCLUDING GRAPHICS

	80 Cm
	80 Cm
	-SCLOGO8080-


COMPLEX AND/OR COLORED WRITINGS/LOGOS



## GUTTER PREPARATION

With female Velcro hidden by fabric flap **OUTSIDE THE VOLANT.**

-APVELG-



## SIDE WALLS PREPARATION

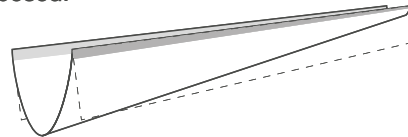
With female Velcro hidden by fabric flap **INSIDE THE VOLANT.**

-APVELP-



## UNION GUTTER APPLIED WITH REMOVABLE ZIPPER AND VELCRO

Made of PVC, with slope, and applied externally to the skirts. Version with buckles available upon request for umbrellas not predisposed.

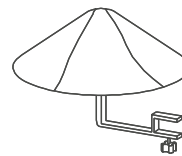


-GRO-



## CENTRAL INTERSECTION CONE FOR 4 PARASOLS

Applied with bracket on a corner rib.



-CONO-

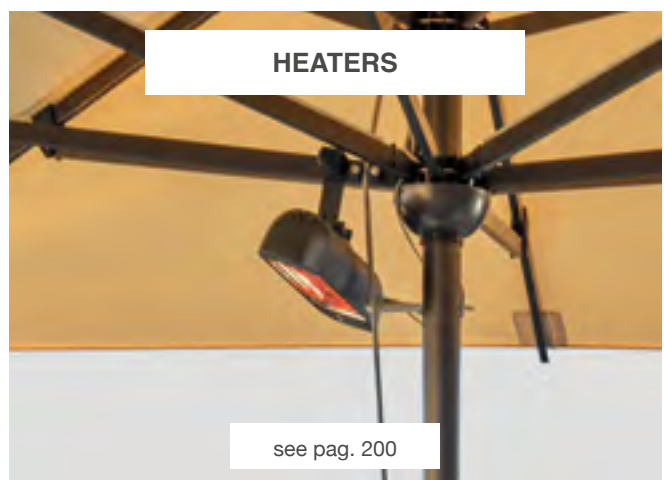
## WINTER EQUIPMENT

### SIDE WALLS



see pag. 196

### HEATERS



see pag. 200

# SUPPORT BASES




The base recommended in our price list takes into account the square meters of the parasol and a theoretical overturning coefficient of approximately 50 km/h with constant wind. Such recommendation does not constitute any guarantee by the manufacturer, as it is inde-

ed difficult to measure whether there are gusts in a specific location. Therefore, **it is always recommended to close the parasol in case of bad weather.** In particularly windy areas, we always advise securing the parasol to the ground.







## BASE DECENTRATA



-  White  
-BI-
-  Manganese  
-MA-
-  Ral Selection  
-CO-






**Galvanized and painted steel.**  
Designed to accommodate **10 washed stone PLATES.**

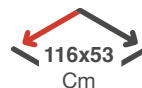
			
6 cm	+6 cm	22 kg	118x80 x8 Cm

CODE -BAP115765-




## PLATES COVER CARTER



-  White  
-BI-
-  Manganese  
-MA-
-  Ral Selection  
-CO-

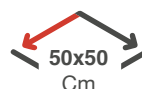


**In painted aluminum.**




		
22 cm	16 kg	120x55 x25 Cm

CODE -CAR116-

## SET OF 10 PLATES



**In washed stone**




		
4 cm	210 kg	120z100 x33 Cm


CODE -LAS10X50-

# OVER 12 SQM


## SUPPORT BASE




-  White  
-BIP-
-  Manganese  
-MAP-
-  Ral Selection  
-COP-

  
**115x104**  
Cm

In galvanized and painted steel,  
prepared to accommodate 8 stone  
PLATES.

  
6  
cm

  
+6  
cm




  
32  
kg


  
116x105  
x8 Cm

CODE -BAP1151045-


## PLATES COVER CARTER




-  White  
-BI-
-  Manganese  
-MA-
-  Ral Selection  
-CO-

  
**51x51**  
Cm

Set of 4 cover plates for base  
115x104

  
2  
cm


  
12  
kg

  
53x53  
x40 Cm

CODE -COPRLAS-

## SET OF 8 PLATES



  
**50x50**  
Cm

In washed stone

  
4  
cm

  
160  
kg

  
120x100  
x33 Cm

CODE -LAS8X50-

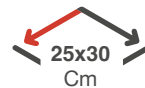
# FIXING BASES

THE USE OF ANCHOR BLOCKS presupposes a careful evaluation of the conditions of the surface to be drilled. We strongly recommend carrying out core drilling beforehand to check the presence and thickness of uncracked concrete.

We do not recommend fixing with anchors on other types of surfaces such as asphalt, pavé, on terraces, garage floors, etc. even if helped by the chemist. Check the absence of electrical cable pipes or insulating sheaths in the ground before drilling.

## JOINTED BASE FOR STANDARD FIXING

-  White  
-BI-
-  Manganese  
-MA-
-  Ral Selection  
-CO-



In galvanized and painted steel.  
Plugs from 10 to 12 mm of variable length (not supplied).

23  
cm

+7  
cm

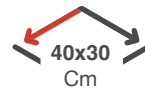

8  
kg

33x27  
x40 Cm

CODE -BFP25308-

## COVER CASE FOR ARTICULATED BASE

-  White  
-BI-
-  Manganese  
-MA-
-  Ral Selection  
-CO-



For standard fixing base.  
Necessary if you purchase bot-  
tom-powered LEDs.

6  
cm

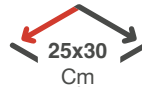
3  
kg

33x22  
x10 Cm

CODE -CAR40-



### 3-COMPONENT BURIED SET



In painted steel.  
Base for core drilling



+ 2  
cm



12  
kg



33x30  
x42 Cm

CODE -BACRT3-

### SET OF 6 LONG BOLTS

THE USE OF ANCHOR BOLTS embedded in non-cracked concrete casting is always the optimal solution. It is recommended to create a plinth proportionate to the size of the parasol.



To be embedded in a non-cracked concrete casting of variable dimensions depending on the size of the parasol and the installation site for an articulated base for fixing to the floor



12  
mm



45  
cm




5  
kg



30x50  
x5 Cm

CODE -TIRM6-





*The LEDs we use are Made In Italy and compliant with the Ecodesign 2021 directives*



**/ 100 cm LED bars** in anodized aluminum



**/ IP/67 Waterproof 24V power supply**



**/ Warm light** selected 2700 K  
**On request:** cold light or RGB light kit (color change - 24 V)



**/ IP65 Waterproof 24 V 14 W/Mt**



**/ Wi-Fi receiver** with remote control, batteries, and dimmer (light intensity adjustment)



**/ Connector** socket and plug 3p  
Screw D5-12 IP66/IP68

\*The length of the LED bars may be shorter for certain parasol sizes.

**MADE IN ITALY**

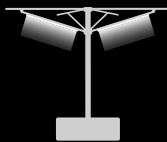
**/ POSITIONING**



**/ TOWARDS THE CANOPY**

Recommended for a greater scenic effect on light-colored fabric.

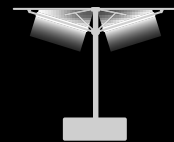
**STANDARD** - LEDUP -



**/ DOWNWARD**

Recommended for greater illumination on the floor area.

**STANDARD** - LEDDOWN -

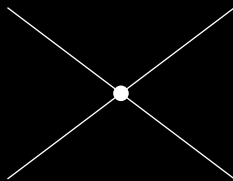


**/ TOWARDS THE CANOPY + DOWNWARD**

Independent lighting/intensity adjustment for above and below.

NOT- STANDARD - LEDMIX -

**4 BARS**



**POWER SUPPLY**  
(180x110x30 Mm)  
Qty: 1, 60 Watt

**CONSUMPTION**  
2.4 A

**POWER**  
57.6 W

- VLD4X10060 -

**LAMPADA LED**



**POWER SUPPLY**  
(140x30x20 Mm)  
Qty: 1, 18 Watt IP/67

**CONSUMPTION**  
0.7 A


**POWER**  
16 W

- LALED -



**RGB LED ADD-ON** INFORMATION AND TECHNICAL DATA SHEET AVAILABLE UPON REQUEST

/ POWER SUPPLY




**A - FROM THE TOP**



If the cable is coming from a wall of the room, the parasol can be opened and closed without unplugging the power plug.

-ALCAP-

**B - FROM THE RIB**



Power supply from one of the slats of the parasol (it is necessary to indicate which slat the power cable will come from).

-ALSTE-

**ATTENTION!** To close the parasol it will be necessary to unhook the power plug.

**C - ABOVE POLE**



In case of cable coming from a room wall. The parasol can be opened and closed without unhooking the power plug.

-ALSUPALL-

**D - POLE ABOVE BASE**



If the cable is coming from the floor, the parasol can be opened and closed without unplugging the power plug.

-ALPALU-

## / BATTERY POWERED LED LIGHTING SYSTEM

4X LED BARS

1X CONNECTOR CABLE

1X BATTERY

1X BATTERY CHARGER

1X REMOTRE CONTROL



KIT LED



The LEDs we use are **MADE IN ITALY** and comply with the 2021 Ecodesign directives.

It's a complete and practical lighting system that can be easily installed on the parasol pole using two Velcros and can be removed at any time. It has a maximum duration of over 8 hours.



1x  
Battery



Protection:  
IP51



Warm White  
2700k



Power supply  
18 V



Led power  
15 Watt

### BATTERY-POWERED LED KIT 75CM

-LEDBAT750-

**I -X- BASE DIMENSIONS BEYOND THE PARASOL SIDE**

**— LEGEND —**

**D** = Distance from walls/other elements

**⚠ MINIMUM 8 CM ⚠**

SUPPORT BASE 115X76X5

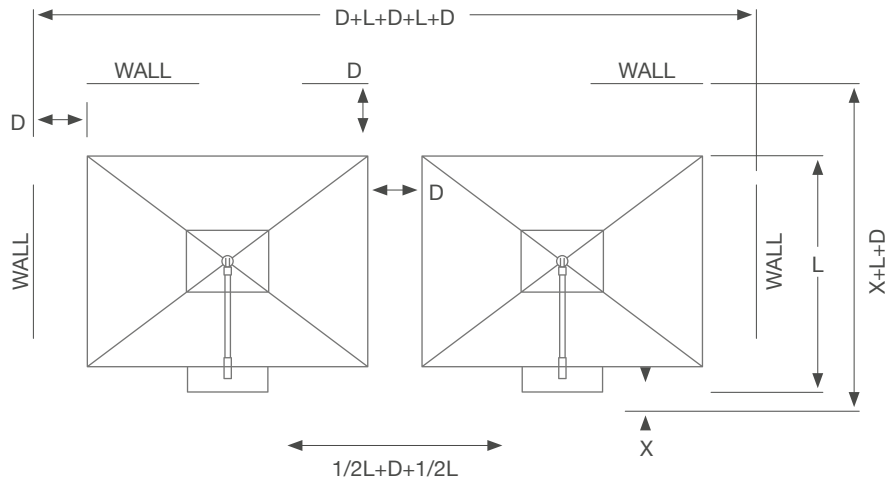
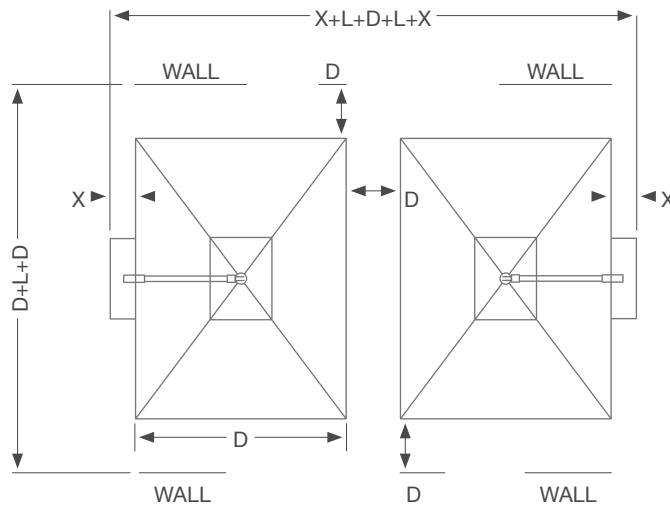
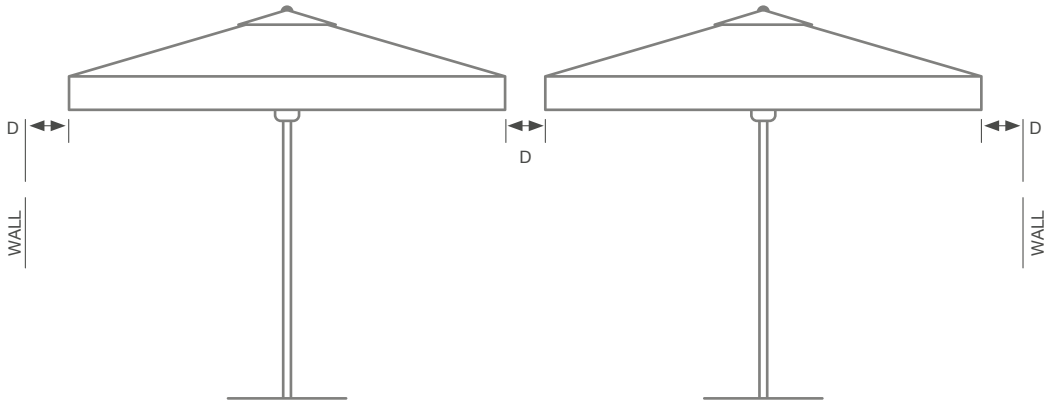
18 CM / 81 CM  
CENTRAL FIXING 47 CM

SUPPORT BASE 115X104X6

INTERNAL SIDE BASE 28 CM  
EXTERNAL SIDE BASE 66 CM

JOINTED BASE 25X30X1

23 CM



## — PACKAGING —

PARASOL OPEN SIZE (Cm)	N° RIBS	WEIGHT (Kg)	PACKAGE DIMENSIONS	
<b>SQUARED</b>				
<b>250x250</b>	8	35	Cm 350x50x50	Kg 11,5
<b>300x300</b>	8	38	Cm 350x50x50	Kg 11,5
<b>350x350</b>	8	41	Cm 350x50x50	Kg 11,5
<b>400x400</b>	8	45	Cm 400x50x50	Kg 13
<b>RECTANGULAR</b>				
<b>300X200</b>	8	36	Cm 350x50x50	Kg 11,5
<b>300X250</b>	8	38	Cm 350x50x50	Kg 11,5
<b>350x300</b>	8	40	Cm 350x50x50	Kg 11,5
<b>400x300</b>	8	41	Cm 350x50x50	Kg 11,5

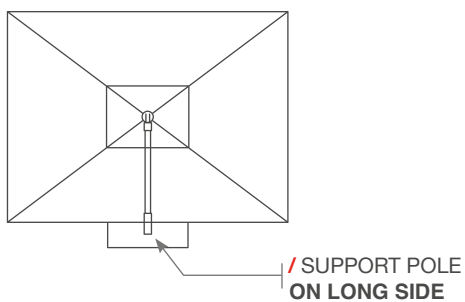
**Weights are indicative and exclude base and packaging.  
Packaging weights and dimensions may vary without notice.**

**High-quality reinforced cardboard boxes with 2/3 layers.**



### | ALTERNATIVE POSITIONING OPTIONS FOR PARASOL SUPPORT POLE

STANDARD CONFIGURATION



OPTIONAL SHORT SIDE CONFIGURATION  
AVAILABLE UPON REQUEST (UP TO 400 CM)  
CODE - CPLC- € 150

