

DECENTRATO

A great idea for a small space

Thanks to the Off-Center pole, it offers the benefits of a retractable side-arm parasol without sacrificing the compactness and lightweight typical of a central pole parasol of the same size. Easily removable. Ideal for fixing to railings.

- Coverage of small to medium-sized spaces and terraces up to **8,75 Sqm**
- High-quality materials and premium nautical finishes
- Suitable for covering terraces with limited depth

USAGE OCCASIONS



BAR &
ICECREAM
SHOPS



HOTEL &
RESORT



NAUTICAL



RESTAURANTS
& FAST FOOD



POOLS AND
BEACH
RESORTS



CATERING &
BANQUETTING



SKI &
MOUNTAINS



GARDENS &
TERRACES

FEATURES



360° rotation



Opening with AISI 316 **stainless steel nautical** pulley with **easy block** locking system and polyester nautical rope



Sistema di sgancio rapido (**EASYCLICK**) delle Ribs per una facile manutenzione




The frame is made of high-strength aluminum alloy, powder-coated in white or manganese as standard colors.



The protected seams (**WATER SAFE**) reduce water seepage through the stitches.



The collar that holds the ribs is made of **nylon, stainless steel, or painted aluminum**.



The joints between the arm and the rib are made of nylon for increased strength and durability.



Available **perimeter volant** of 25cm



Stainless steel bolts and nuts



Central pole in round aluminum with diameter 55x2 Mm



Premium **PVC storage case**



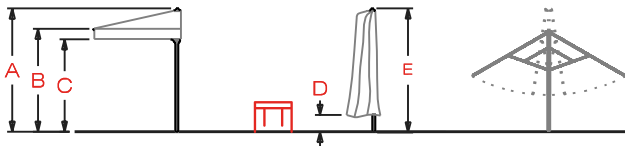
Curved profiles in **aluminum 6005** 30x15x2 Mm



Also **available tailor-made**

DECENTRATO

HEIGHT OPTIONS



DECENTRATI

			A	B	C	D	E
200	5 Ribs	2,40 Sqm	257	225	200	96	257
120	<i>PRD200X120</i>						
250	5 Ribs	2,50 Sqm	267	220	195	100	267
100	<i>PRD250X100</i>						
250	5 Ribs	4,37 Sqm	272	225	200	50	272
175	<i>PRD250X175</i>						
300	5 Ribs	4,50 Sqm	272	220	195	58	272
150	<i>PRD300X150</i>						
300	5 Ribs	6 Sqm	297	240	215	41	297
200	<i>PRD300X200</i>						
350	5 Ribs	5,25 Sqm	282	223	198	48	282
150	<i>PRD350X150</i>						

FRAME COLOR



-BI- -MA-

TYPE OF FABRIC



SUN

-ACR-



NAUTICAL HP

-RES-

OFF-CENTERED DI 30 CM

			A	B	C	D	E
200	4 Ribs	4 Sqm	297	240	215	105	297
200	<i>PROD200X200</i>						
300	5 Ribs	6 Sqm	297	240	215	60	297
200	<i>PROD300X200</i>						
350	5 Ribs	7 Sqm	297	240	215	55	297
200	<i>PROD350X200</i>						

TELESCOPICI OFF-CENTERED DI 50 CM

			A	B	C	D	E
300	7 Ribs	7,5 Sqm	270	217	192	80	336
250	<i>PRTD300X250</i>						
350	7 Ribs	8,75 Sqm	275	216	191	68	347
250	<i>PRTD350X250</i>						

-BI- -MA-

SUN

-ACR-

NAUTICAL HP

-RES-

SUN

-ACR-

NAUTICAL HP

-RES-

DECENTRALIZED




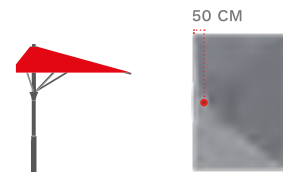
WITH POLE POSITIONED FLUSH OF THE LONG SIDE OF THE PARASOL

OFFSET



WITH POLE POSITIONED 30/50 CM FROM THE LONG SIDE OF THE PARASOL

FOR DEPTH GREATER THAN 250 SEE **OFFSET FLASH** ON PAGE. 48



Wood type frame color -LE-



CUSTOM SIZES

Custom sizes for square/ rectangular parasols

-CONUPRO-



Frame RAL color -CO-



CUSTOM SHAPES

Parasols with irregular shapes

-CONUPROC-



Fabric colors not in the collection -SUPTCESS-



INCREASED HEIGHTS

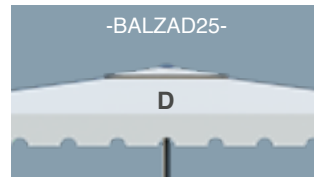
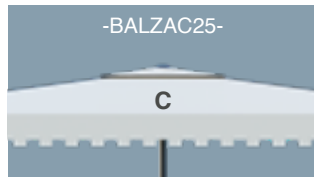
Parasol heights exceeding standard

-SUPALT-



Premium PVC Storage Case -FODPVC-

I VOLANT



CLASSIC VOLANT VARIANTS

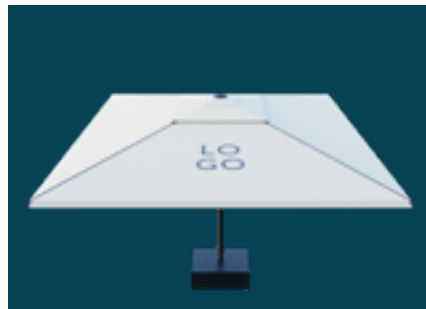
TRANSFER LETTERING ON VOLANT



MONOCHROME HEAT-SEALED
EXCLUDING GRAPHICS

	200 Cm	100 Cm
	25 Cm	25 Cm
	-SCLOGO200-	-SCLOGO100-

TRANSFERT LETTERING ON SEGMENT



MONOCHROME HEAT-SEALED
ON SEGMENT
(inevitable slight fabric wrinkles),
EXCLUDING GRAPHICS

	80 Cm
	80 Cm
	-SCLOGO8080-

COMPLEX AND/OR COLORED WRITINGS/LOGOS



GUTTER PREPARATION

With female Velcro hidden by fabric flap **OUTSIDE THE VOLANT.**

-APVELG-



SIDE WALLS PREPARATION

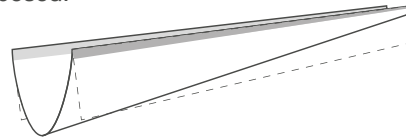
With female Velcro hidden by fabric flap **INSIDE THE VOLANT.**

-APVELP-



UNION GUTTER APPLIED WITH REMOVABLE ZIPPER AND VELCRO

Made of PVC, with slope, and applied externally to the skirts. Version with buckles available upon request for umbrellas not predisposed.

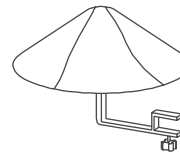


-GRO-



CENTRAL INTERSECTION CONE FOR 4 PARASOLS

Applied with bracket on a corner rib.



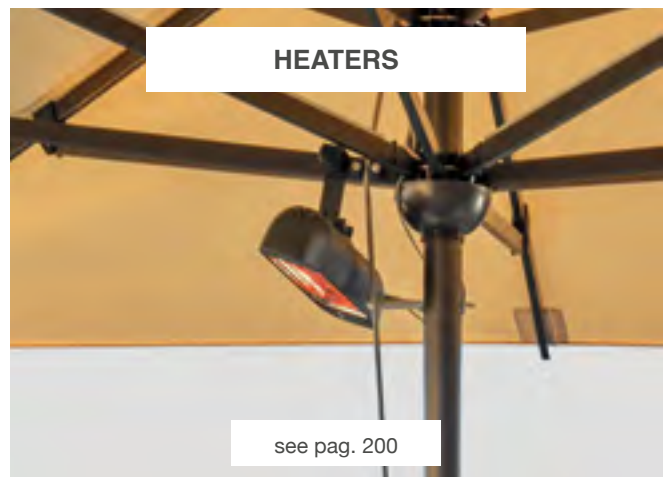
-CONO-

| WINTER EQUIPMENT

SIDE WALLS



HEATERS




SUPPORT BASES

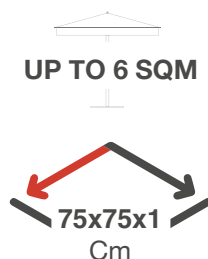
The base recommended in our price list takes into account the square meters of the parasol and a theoretical overturning coefficient of approximately 50 km/h with constant wind. Such recommendation does not constitute any guarantee by the manufacturer, as it is inde-

ed difficult to measure whether there are gusts in a specific location. Therefore, **it is always recommended to close the parasol in case of bad weather.** In particularly windy areas, we always advise securing the parasol to the ground.

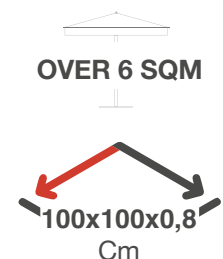
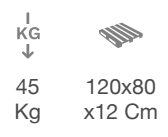
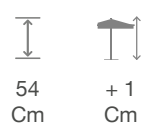
PLATE BASE WITH ROUNDED CORNERS



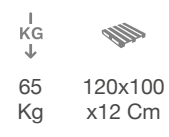
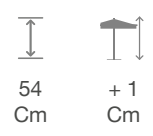
Ground supports in painted stainless steel



CODE -BAP17575-



CODE -BAP1100100-



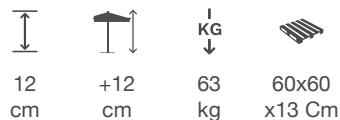
COLOR

- White -BI-
- Manganese -MA-
- Brown -LE-
- Ral Selection -CO-

SQUARE GRANULAR BASE WITH HANDLES



Reinforced with steel disk and stainless steel tube



CODE -BAGR5050-

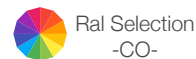


FIXING BASES

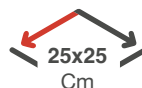
THE USE OF ANCHORING DOWELS presupposes a careful evaluation of the conditions of the surface to be drilled, which must be at least 200x200x20 cm in size. We highly recommend performing a core drilling in advance to check for the presence and thickness of uncracked concrete.

We do not recommend anchoring with dowels on other types of surfaces such as asphalt, cobblestones, on terraces, garage floors, etc., even with the help of chemical adhesives. Please verify the absence of pipes, electrical cables, and insulation sheaths in the ground before drilling.

GROUND FIXING BASE



Painted stainless steel tube



Galvanized and painted steel with painted stainless steel tube.

Anchors not provided (Diameter ranging from 10 to 12 mm with variable length).

35 cm

+1 cm


8 kg

33x22 x40 Cm

CODE -BFPROF25-

BURIED SET WITH ANTI-THEFT FEATURE

Painted stainless steel tube



THE SET INCLUDES



A. Galvanized steel tube (bottom part for burying).
Ø 65x295x1.5 Mm

B. Painted stainless steel tube with Ø 60x850x1.5 mm

C. Stainless steel pin with Ø 10.5 mm hole, padlock not provided

85 cm

4 kg

20x15 x90 Cm

CODE -BAINOX-

The hole on the stainless steel tube (B) will be drilled on-site using a 10.5 mm drill bit once the parasol is installed and the desired angle is adjusted.



TUBE FOR WALL FIXING



White
-BI-



Manganese
-MA-



Brown
-LE-



Ral Selection
-CO-

Painted stainless steel tube



Painted stainless steel tube prepared for wall mounting.

↓
KG
↓
2
kg

CODE -BAFIPA-

TUBE FOR RAILING FIXING



White
-BI-



Manganese
-MA-



Brown
-LE-



Ral Selection
-CO-

Painted stainless steel tube



Painted stainless steel tube with a diameter of 60x850x1.5 mm, including a pair of curved threaded stainless steel tubes with nuts and bolts.

↑
↓
63
cm

↓
KG
↓
3,5
kg

CODE -BFRPR-





The LEDs we use are Made In Italy and compliant with the Ecodesign 2021 directives



/ 100 cm LED bars in anodized aluminum



/ IP/67 Waterproof 24V power supply



/ Warm light selected 2700 K
On request: cold light or RGB light kit (color change - 24 V)



/ IP65 Waterproof 24 V 14 W/Mt



/ Wi-Fi receiver with remote control, batteries, and dimmer (light intensity adjustment)



/ Connector socket and plug 3p
Screw D5-12 IP66/IP68

*The length of the LED bars may be shorter for certain parasol sizes.

MADE IN ITALY

/ POSITIONING

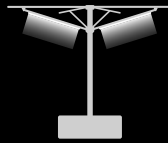


/ TOWARDS THE CANOPY

Recommended for a greater scenic effect on light-colored fabric.

STANDARD

- LEDUP -

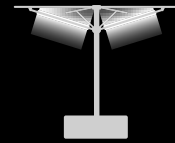


/ DOWNWARD

Recommended for greater illumination on the floor area.

STANDARD

- LEDDOWN -



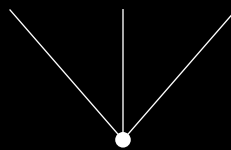
/ TOWARDS THE CANOPY + DOWNWARD

Independent lighting/intensity adjustment for above and below.

NOT- STANDARD

- LEDMIX -

3 BARS



POWER SUPPLY

(180x110x30 Mm)

Qty: 1, 60 Watt

CONSUMPTION

1.8 A

POWER

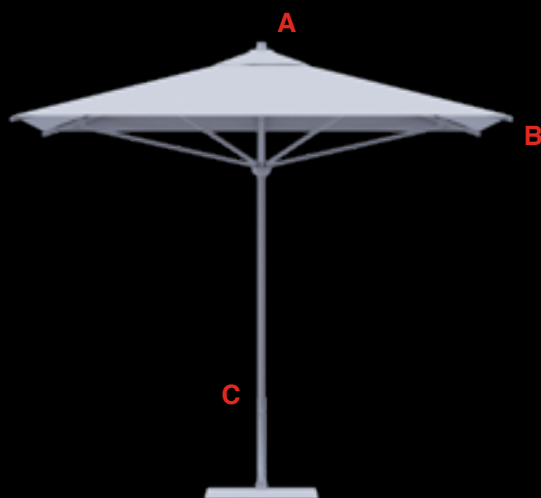
43.2 W

- VLD3X10060 -



RGB LED ADD-ON INFORMATION AND TECHNICAL DATA SHEET AVAILABLE UPON REQUEST

/ POWER SUPPLY




A - FROM THE TOP



If the cable is coming from a wall of the room, the parasol can be opened and closed without unplugging the power plug.

-ALCAP-

B - FROM THE RIB



Power supply from one of the slats of the parasol (it is necessary to indicate which slat the power cable will come from).

-ALSTE-

ATTENTION! To close the parasol it will be necessary to unhook the power plug.

C - POLE ABOVE BASE



If the cable is coming from the floor, the parasol can be opened and closed without unplugging the power plug.

-ALPALU-

/ BATTERY-POWERED LED LIGHTING SYSTEM



Available for separate purchase. Easy to install.

LED KIT

3X BARS LED

1X CONNECTOR CABLE

1X BATTERY

1X BATTERY CHARGER

1X REMOTE CONTROL



The LEDs we use are **MADE IN ITALY** and compliant with the Ecodesign 2021 directives.

A complete and practical lighting system that can be easily installed on the parasol pole thanks to two velcros, and removable at any time, with a maximum duration of over 8 hours.



1x Battery



Protection: IP51



Warm white 2700k



Power supply 18 V



LED power 15 Watt

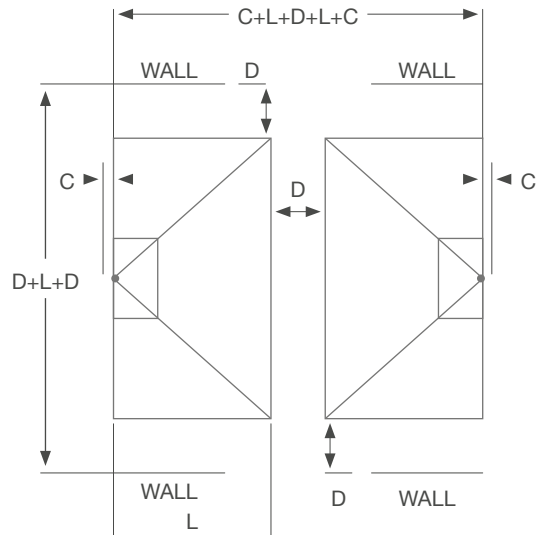
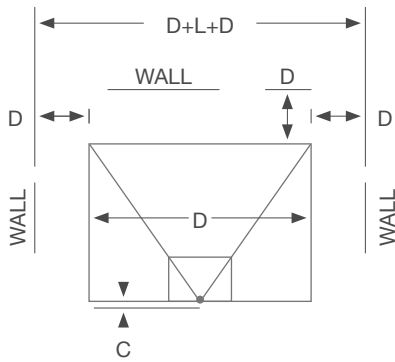
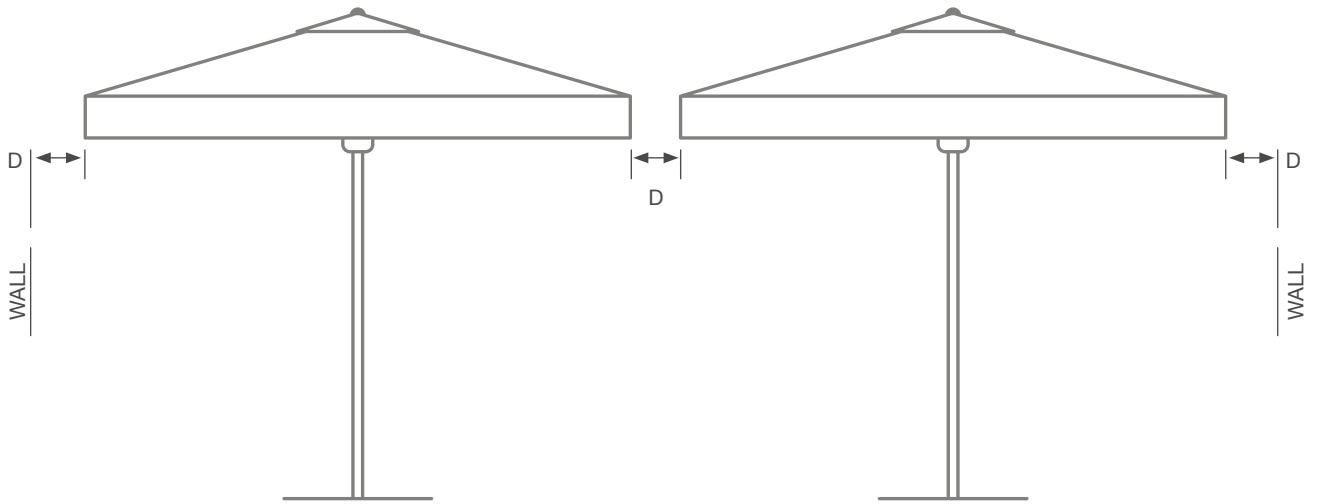
BATTERY-POWERED LED KIT 75CM

-LEDBAT750-

— LEGEND —

D = Distance from walls/other elements

⚠ **MINIMUM 8 CM** ⚠



SEE PAGE 202 FOR RECOMMENDATIONS ON TAKING MEASUREMENTS



— PACKAGING —

PARASOL OPEN SIZE (Cm)	N° RIBS	WEIGHT (Kg)	PACKAGE DIMENSIONS			
			SINGOL		UP TO 5 PARASOLS	UP TO 4 PARASOLS
RECTANGULAR						
200x120	5	11	Cm 310x30x30	Kg 4,3	Cm 300x50x50	Kg 10
250x100	5	11	Cm 310x30x30	Kg 4,3	Cm 300x50x50	Kg 10
250x175	5	12	Cm 310x30x30	Kg 4,3	Cm 300x50x50	Kg 10
300x150	5	13	Cm 310x30x30	Kg 4,3	Cm 300x50x50	Kg 10
300x200	5	15	Cm 310x30x30	Kg 4,3	Cm 300x50x50	Kg 10
350x150	5	17	Cm 310x30x30	Kg 4,3	Cm 300x50x50	Kg 10
OFF-CENTERED DI 30 CM						
200x200	5	10	Cm 310x30x30	Kg. 4,5	Cm 300x50x50	Kg. 10
300x200	5	15	Cm 310x30x30	Kg. 4,5	Cm 300x50x50	Kg. 10
350x200	5	16	Cm 310x30x30	Kg. 4,5	Cm 300x50x50	Kg. 10
TELESCOPICI RECTANGULAR DISASSATI DI 50 CM						
300x250	7	17	Cm 350x50x50	Kg. 11,5		Cm 350x50x50 Kg. 11,5
350x250	7	18	Cm 350x50x50	Kg. 11,5		Cm 350x50x50 Kg. 11,5

**Weights are indicative and exclude base and packaging.
Packaging weights and dimensions may vary without notice.**

High-quality reinforced cardboard boxes with 2/3 layers.

